








33	LRC	Paediatric	Session
	Tue 15/1	8:00 10:30	Morning session




1	8:00	8:30	Robert Bartlett. . USA	30 min.		58
	033001		<i>History and growth of paediatric ECMO/ECLS</i>			
2	8:30	9:00	Tejas Mehta. . Qatar	30 min.		65
	033002		<i>Different types of ECLS + understanding the interaction circuit patient</i>			
3	9:00	9:30	Leen Vercaemst. . Belgium	30 min.		32
	033003		<i>ECMO circuit components, composition and priming</i>			
4	9:30	10:00	Leen Vercaemst. . Belgium	30 min.		32
	033004		<i>ECMO circuit monitoring and management</i>			
5	10:00	10:30	Leen Vercaemst. . Belgium	30 min.		32
	033005		<i>ECMO related complications</i>			

34	LRC	Paediatric	Session
	Tue 15/1	11:00 13:00	ECMO Basic practical session


1	11:00	12:30	Malaika Mendonca. . Switzerland	90 min.		36
	034001		<i>Setting up a circuit, priming, clamping</i>			
2	12:30	13:00	Michael Mc Mullan. . USA	30 min.		39
	034002		<i>Cannulation for paediatric ECLS</i>			

Tuesday, January 15, 2019

35	LRC	Paediatric	Session
Tue 15/1	14:00 14:55	Afternoon session	

1	14:00 14:30	Malaika Mendonca. . Switzerland	30 min.		36
	<input type="text" value="035001"/>	<i>ECLS in paediatric cardiac failure: indications, management, imaging, special considerations in congenital heart defects</i>			
2	14:30 14:40	Kesava Ramakrishnan. . UAE	10 min.		29
	<input type="text" value="035002"/>	<i>ECLS in paediatric respiratory failure: indications, management, weaning</i>			
3	14:40 14:55	Lakshmi Raman. . USA	15 min.		31
	<input type="text" value="035003"/>	<i>Monitoring of anticoagulation in paediatric ECLS</i>			

36	LRC	Paediatric	Session
Tue 15/1	14:55 17:10	ECMO simulation session	

1	14:55 17:10	Leen Vercaemst. . Belgium	135 min.		32
	<input type="text" value="036001"/>	<i>Complications: bleeding, pump failure, oxy failure, air</i>			